



**Day 9**

Name \_\_\_\_\_

Lesson 9

# One More with Numbers to 10

## ESSENTIAL QUESTION?

What do numbers tell me?



Math in My World



|  |  |  |  |  |
|--|--|--|--|--|
|  |  |  |  |  |
|  |  |  |  |  |

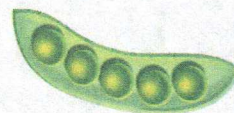
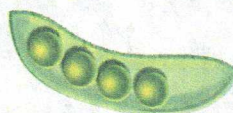
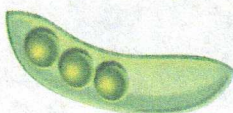
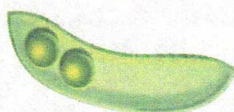
|  |  |  |  |  |
|--|--|--|--|--|
|  |  |  |  |  |
|  |  |  |  |  |



**Teacher Directions:** Use ● to act out the story. A salad has seven peppers. Another salad has seven and one more peppers. Count the counters. Color one box for each counter. Write the numbers. Circle the number that shows one more than seven.

# Guided Practice

1







2

3



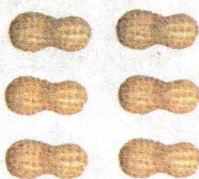

4

5

2



3




**Directions:** 1. Count the peas in each pod. Trace each number. Trace the circle showing the number that is one more than four. 2. Count the seeds in each melon. Write how many. Circle the number that is one more than seven. 3. Count the peanuts. Write how many. Circle the number that is one more than six.

Name \_\_\_\_\_

## Independent Practice


4



\_\_\_\_\_

\_\_\_\_\_


\_\_\_\_\_



\_\_\_\_\_

\_\_\_\_\_


\_\_\_\_\_



\_\_\_\_\_

\_\_\_\_\_

\_\_\_\_\_



\_\_\_\_\_

\_\_\_\_\_

\_\_\_\_\_


5



\_\_\_\_\_

\_\_\_\_\_

\_\_\_\_\_



\_\_\_\_\_

\_\_\_\_\_

\_\_\_\_\_



\_\_\_\_\_

\_\_\_\_\_

\_\_\_\_\_



\_\_\_\_\_

\_\_\_\_\_

\_\_\_\_\_

6



\_\_\_\_\_

\_\_\_\_\_

\_\_\_\_\_



\_\_\_\_\_

\_\_\_\_\_

\_\_\_\_\_



\_\_\_\_\_

\_\_\_\_\_

\_\_\_\_\_



\_\_\_\_\_

\_\_\_\_\_

\_\_\_\_\_




**Directions:** 4. Count the oranges. Write how many. Circle the number that is one more than five. 5. Count the sandwiches. Write how many. Circle the number that is one more than one. 6. Count the beans. Write how many. Circle the number that is one more than nine.



7

# Brain Builders



Directions: 7. Count the apples. Write the number. Draw a group of apples that shows one more. Write the number.

Name \_\_\_\_\_

## Lesson 9

One More with  
Numbers to 10

# My Homework

## Homework Helper




Need help? [connectED.mcgraw-hill.com](http://connectED.mcgraw-hill.com)


1



7



8



9







10

2



3



**Directions:** 1. Count the stickers. Write the numbers. Circle the number that is one more than seven. 2. Count the hats. Write the numbers. Circle the number that is one more than four. 3. Count the balloons. Write the numbers. Circle the number that is one more than six.

4




---

---

---




---

---


---




---

---

---




---

---

---

5




---

---

---




---

---

---




---

---

---





---

---

---


6




---

---


---




---

---


---




---

---

---




---

---

---



**Directions:** 4. Count the balls. Write the numbers. Circle the number that is one more than two. 5. Count the balls. Write the numbers. Circle the number that is one more than seven. 6. Count the flowers. Write the numbers. Circle the number that is one more than five.

**Math at Home** Cut several small squares. Show a group of four. Have your child show a group that is one more. Repeat with other numbers less than 10.


I can write my numbers 1-20.

|    |    |    |    |    |    |    |    |    |    |
|----|----|----|----|----|----|----|----|----|----|
| 1  | 2  | 3  | 4  | 5  | 6  | 7  | 8  | 9  | 10 |
| 11 | 12 | 13 | 14 | 15 | 16 | 17 | 18 | 19 | 20 |

Name: \_\_\_\_\_

Who let that snake out?

out



Trace the word and read the word out loud.

out out out out

Write the word and read the word out loud.

Write one letter of the sight word inside each box to complete the sentence.

Who let that snake    ?

Write your sight word on the blank lines to complete the sentence:

Who let that snake \_\_\_\_\_ ?


Write a sentence using your new sight word and read it out loud.

Name \_\_\_\_\_

Short e

# What's missing?

Name each picture. Stamp or write the missing letter.



h

e



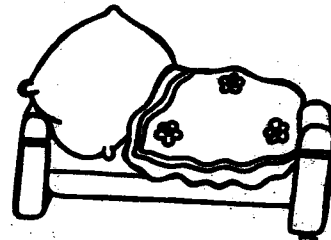
v

t




w

t




e

d



e

n



n

e

Name: \_\_\_\_\_

# Making New Words

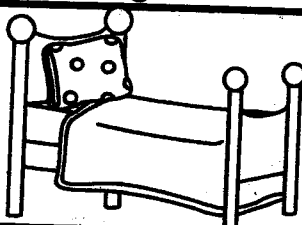
## Short e Words

Word


Change it to...

Write the word

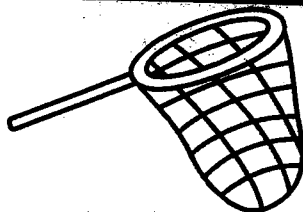
fed




den



set




hen



let



men



pet

