



Day 7

Name _____

Lesson 7


Problem Solving

STRATEGY: Act It Out

ESSENTIAL QUESTION ?


What do numbers tell me?

How many snacks?




Act It Out


1





2



3



4



Teacher Directions: 1-4. Look at the picture. Use connecting cubes to show how many there are of each fruit. Count the cubes. Say how many. Trace the number.

How many are at the circus?



Act It Out


1



2



3



4





Directions: 1-4. Look at the picture. Use connecting cubes to show how many there are of each object. Count the cubes. Say how many. Write the number.

Name _____


Processes
& Practices

How many are at the tea party?



Act It Out


1



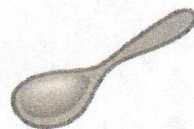
2



3




4





Directions: 1–4. Look at the picture. Use connecting cubes to show how many there are of each object. Count the cubes. Say how many. Write the number. Draw another animal at the tea party. Tell a friend if there are enough of each item for all of the animals now.

How many vegetables?



Act It Out

1




2



3



4





Directions: 1-4. Look at the picture. Use connecting cubes to show how many there are of each vegetable. Count the cubes. Say how many. Write the number.


Name

Lesson 7

Problem Solving:
Act It Out

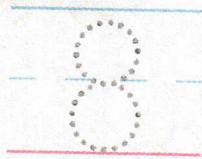

My Homework

How many toys?




Act It Out

1





2



3




4



Directions: 1-4. Look at the picture. Use pennies to show how many there are of each object. Count the pennies. Trace the number.

How many bugs?




Act It Out

1



2



3



4





Directions: 1–4. Look at the picture. Use pennies to show how many there are of each object. Count the pennies. Say how many. Write the number.






Math at Home Take advantage of problem-solving opportunities during daily routines such as setting the table. Count the number of plates, forks, spoons, cups, and so on.

Name _____

ABC Uppercase Apples!




Directions: Write the uppercase ABC's in order on the apples.



Name: _____

look



Look at that
cute cat!

Trace the word and read the word out loud.

look look look

Write the word and read the word out loud.

Write one letter of the sight word inside each box to complete the sentence.

--	--	--	--

at that cute cat!

Write your sight word on the blank lines to complete the sentence:







_____ at that cute cat!

Write a sentence using your new sight word and read it out loud.

Name: _____

Word Ladder

Write the missing letter for each word. As you go down the ladder, change one letter to show how the words connect.



<input type="text"/>	e	t
<input type="text"/>	e	t
p	e	<input type="text"/>
p	<input type="text"/>	n
<input type="text"/>	a	n
<input type="text"/>	a	n

Name _____

Short e

Match it!

Draw lines to match the pictures and words.

leg



pet



peg



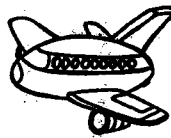
jet




pen



bed



vet



wet

