



Day 3

Name _____

Lesson 3

Read and Write 6, 7, and 8

ESSENTIAL QUESTION ?

What do numbers tell me?

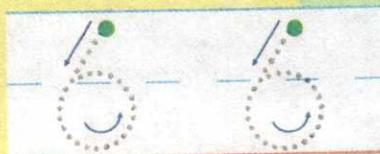


Math in My World



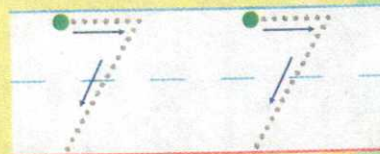
6

six



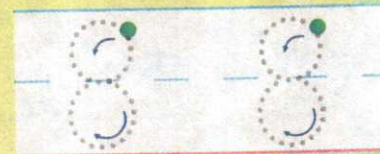
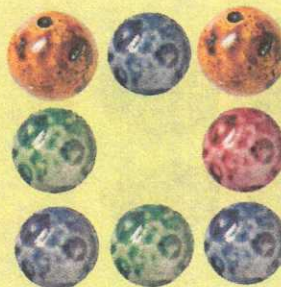
7


seven



8

eight



Teacher Directions: Count the marbles in each group. Say how many. Use  to show how many. Trace the numbers.

Guided Practice

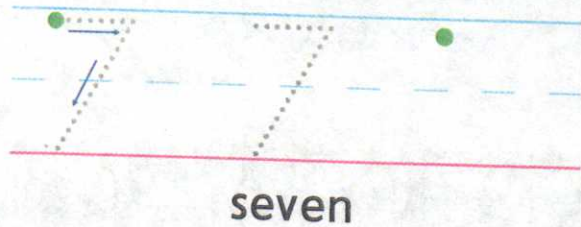

Processes
& Practices

1

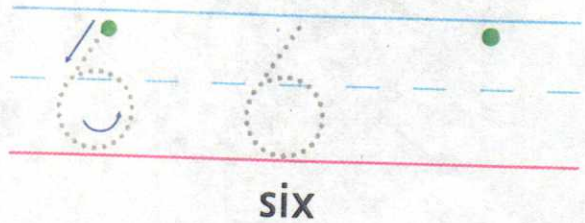
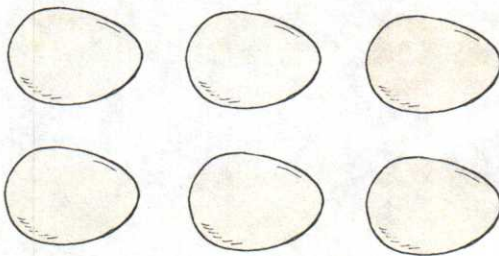
six 6

seven 7

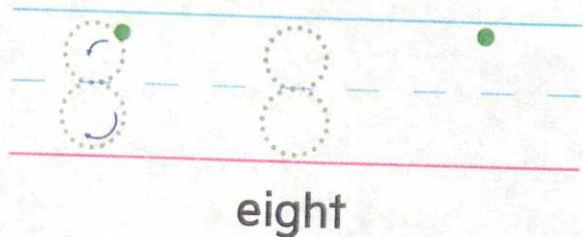
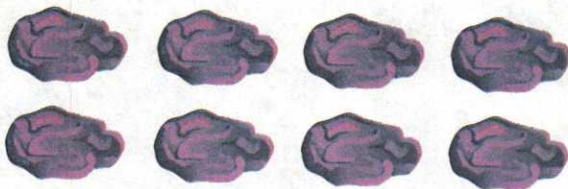
eight 8



2



3

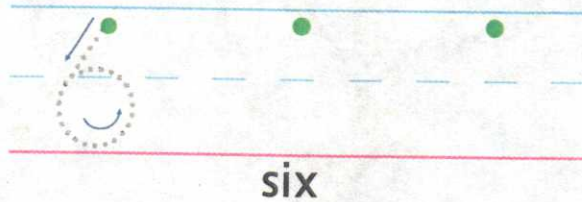


Directions: 1-3. Count the objects. Say how many. Use Work Mat 3 and connecting cubes to show the number. Trace the number two times. Write the number.

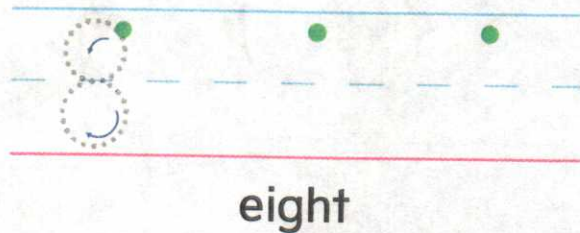
Name

Independent Practice

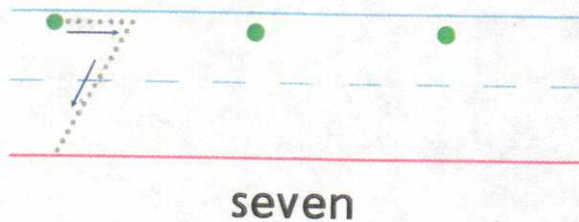

4



5




6



Directions: 4–6. Count the objects. Say how many. Use Work Mat 3 and connecting cubes to show the number. Trace the number. Write the number two times.

Brain Builders

7



Directions: 7. Trace each number. Draw tomatoes on each plant to show how many. Say how many. Tell a friend how many more tomatoes you would need to draw on the plant with 6 to make 7. Tell a friend how many more tomatoes you would need to draw on the plant with 6 to make 8. Tell a friend how many more tomatoes you would need to draw on the plant with 7 to make 8.

Name _____

Lesson 3


Read and Write
6, 7, and 8

Homework Helper



Need help? connectED.mcgraw-hill.com



1



8 8 8



eight

2



six

3




seven

Directions: 1–3. Count the objects. Say how many. Trace the number. Write the number two times.



4



six

Vocabulary Check



5

six 6

6

seven 7

7

eight 8



Directions: 4. Count the objects. Say how many. Trace the number. Write the number two times. 5–7. Say the word. Draw objects to show how many.

Math at Home Using six index cards help your child make two cards with 6 dots, two cards with 7 dots, and two cards with 8 dots. Have your child write the number of dots on each card. Play a matching game.

Name: _____


Directions: Practice writing your lowercase letters.

a _____ b _____ c _____ d _____

e _____ f _____ g _____ h _____

i _____ j _____ k _____ l _____

m _____



n _____


o _____ p _____ q _____ r _____

s _____ t _____ u _____ v _____

w _____ x _____ y _____ z _____

Name: _____

from



Is that croc from
here?

Trace the word and read the word out loud.

from from from

Write the word and read the word out loud.

Write one letter of the sight word inside each box to complete the sentence.

Is that croc here?

Write your sight word on the blank lines to complete the sentence:

Is that croc _____ here?

Write a sentence using your new sight word and read it out loud.

Name: _____

Short a CVC words

Identify and write the beginning sound of each picture. Then write the word.




--	--	--

.....



--	--	--

.....



--	--	--

.....



--	--	--

.....



--	--	--

.....



--	--	--

.....

Name: _____

Short a CVC words

Identify and write the beginning sound of each picture. Then write the word.



--	--	--



--	--	--



--	--	--



--	--	--



--	--	--



--	--	--
